

FICTION CHOICE BOARD

A. Text a Character

Pretend you are sending a text message to a character about something that happened in the book. Record what your conversation would look like.

B. Letter to the Author

Write a letter to the author. Tell him or her what you liked or disliked about the book. Let them know what you thought of the characters and story.

C. Character Description

Choose your favorite character in the book and think of five words to describe him or her. Then explain why you picked each word for that character.

D. New Title & Cover

Brainstorm a new title for the book. Then, redesign the cover. After you've finished, write a paragraph explaining why you picked that title and cover design.

E. Connect to Self

Write a paragraph about how you connected with the book. Do you have something in common with a character? Have you been through similar situations?

F. Create a Comic

Create a one page comic strip showing an important event that happened in the book.

G. Compare & Contrast


Choose two characters from the book. Compare and contrast them. How are they similar? How are they different?

H. Character Playlist

Create a playlist for your favorite character. Choose at least 5 songs you think they'd have on their iPod. Then explain why you chose each song for them.

I. Summarize

If it's a chapter book, write a one sentence summary of each chapter. If it's a picture book, write a paragraph telling the beginning, middle and end of the story.



FICTION CHOICE BOARD

J. Changing Characters

Write a paragraph about how the main character changed from the beginning to the end. Illustrate the character's change.

K. Title Talk

Reflect on the title of the book. Do you think this is a good title? Why or why not? Why do you think the author chose it?

L. Movie Version

Pretend they're making a movie version of the book. Choose an important part of the book and write a scene for the movie.

M. Illustrate

Illustrate your favorite part of the book using as much detail as you can. Then, explain why this was your favorite part.

N. Character Swap

If you could become a character from the book, who would you want to become? Why? Who would you *not* want to become? Why not?

O. Lessons Learned

What lesson does the author want the readers to learn? Create a decorative poster for your classroom of that lesson.

P. Create a Quiz


Create a 10 question quiz for a classmate about the book. It can be multiple choice, fill in the blank, or writing questions. Then, create an answer key for your quiz.

Q. Book Review

Write a review of the book. You can rate it out of 5 stars. Then, tell what you liked and didn't like about the book. Let others know if they should read the book or not, and why.

R. Vocab Whiz

Find 7 words you don't know the meaning of from the book. Look up the definition of those words and create a mini dictionary of those words.



FICTION CHOICE BOARD

S. Instagram Feed

Create an Instagram feed for one of the characters. It must include 6 pictures of something you think they'd share. Don't forget to write captions for their pictures!

T. Character Emojis

Make a list of ten characters from the book. Then, choose and draw an emoji face that represents the character. Explain why you chose the emoji you did for each character.

U. Timeline

Create a timeline of events that happened in the book. Start at the beginning and work your way through the end. Include any important or memorable happenings.

V. Symbol Summary

Summarize the book by drawing a circle, and then drawing 5 symbols or images inside. Then, explain why you chose each one to represent an important part of the book.

W. Similar Books

Have you read a book similar to this one or by the same author? What connections can you make between the books and characters? Compare and contrast them.

X. Interview a Character

Choose a character you'd like to interview. Write out 5 questions to ask him or her. Then, put yourself in their shoes and *answer* the questions how you think they might.

Y. Theme Song

Write a theme song for the main character. Think about their personality and things they did in the book to help inspire you.

Z. Author Research

Research the author of the book. Find out why they became an author, what inspired their book, and what other books they've written. Create a poster about the author.

AA. The Secret Sequel


Write a short sequel to the book. What would happen to the old characters? Would there be new characters? You get to be creative!

A

Book Title: _____

TEXT A CHARACTER

Pretend you are sending a text message to a character about something that happened in the book. Record what your conversation would look like.



B

Book Title: _____

LETTER TO THE AUTHOR

Write a letter to the author. Tell him or her what you liked or disliked about the book.
Let them know what you thought of the characters and story.

Dear _____,

Sincerely,


Book Title: _____

CHARACTER DESCRIPTION

Choose your favorite character in the book and think of five words to describe him or her. Then explain why you picked each word for that character.

1.

2.



3.

4.

5.


D

Book Title: _____

NEW TITLE AND COVER

Brainstorm a new title for the book. Then, redesign the cover. After you've finished, write a paragraph explaining why you picked that title and cover design.

New Title: _____



Why did you choose this title and cover design?

Type here

E

Book Title: _____

CONNECT TO SELF

Brainstorms ways you connected with the book. Do you have something in common with a character? Have you been through similar situations? Then, write a paragraph about the biggest connection you felt.

Characters/Events in Book

Me & My Life










--	--



Book Title: _____

CREATE A COMIC


Create a one page comic strip showing an important event that happened in the book.




COMPARE & CONTRAST

Choose two characters from the book and illustrate them below. Compare and contrast them. How are they similar? List the ways they're similar in the middle. How are they different? List their differences on the sides of the characters.

Different



Similar




Different

Book Title: _____

CHARACTER PROJECT

Create a playlist for your favorite character. Choose at least 5 songs you think they'd have on their iPod. Then explain why you chose each song for them.

Why did you choose to include each song?



Book Title: _____

SUMMARIZE-CHAPTER BOOK

Write a paragraph telling the beginning, middle, and end of the story. Include the important events.

Chapter 1	
Chapter 2	
Chapter 3	
Chapter 4	
Chapter 5	
Chapter 6	
Chapter 7	
Chapter 8	

Book Title: _____

SUMMARIZE-CHAPTER BOOK

Write a paragraph telling the beginning, middle, and end of the story. Include the important events.

Chapter 9	
Chapter 10	
Chapter 11	
Chapter 12	
Chapter 13	
Chapter 14	
Chapter 15	
Chapter 16	

Book Title: _____

SUMMARIZE-CHAPTER BOOK

Write a paragraph telling the beginning, middle, and end of the story. Include the important events.

BEGINNING



MIDDLE

END

J Book Title: _____

CHANGING CHARACTERS

Write a paragraph about how the main character changed from the beginning to the end. Illustrate the character's change.




A large empty rectangular box for writing a paragraph about the character's change.

K

Book Title: _____

TITLE TALK

Reflect on the title of the book. Do you think this is a good title? Why or why not?
Why do you think the author chose it?



L Book Title: _____

MOVIE VERSION



Pretend they're making a movie version of the book. Choose an important part of the book and write a scene for the movie. On the left hand side, write the name of the character that's speaking. Then, write what they'll say in the scene. You can go back and forth between different characters.

M

Book Title: _____

ILLUSTRATE

Illustrate your favorite part of the book using as much detail as you can. Then, explain why this was your favorite part.



N

Book Title: _____

CHARACTER SWAP


If you could become a character from the book, who would you want to become? Why?

Which character would you *not* want to become? Why not?

Book Title: _____

LESSONS LEARNED

What lesson does the author want the readers to learn?
Create a decorative poster for your classroom of that lesson.



CREATE A QUIZ

Create a 10 question quiz for a classmate about the book. It can be multiple choice, fill in the blank, or writing questions. Then, create an answer key for your quiz.

1.

2.

3.

4.

5.

6.

7.

8.

9.

10.



Book Title: _____

BOOK REVIEW

Write a review of the book. You can rate it out of 5 stars. Then, tell what you liked and didn't like about the book. Let others know if they should read the book or not, and why.

R

Book Title: _____

VOCAB WHIZ

Find 7 words you don't know the meaning of from the book. Look up the definition of those words and create a mini dictionary of those words.

• _____ :

• _____ :

• _____ :

• _____ :

• _____ :







• _____ :

• _____ :

Book Title: _____

INSTAGRAM FEED

Create an Instagram feed for one of the characters. It must include 5 pictures of something you think they'd share. Don't forget to write captions for their pictures!



T

Book Title: _____

CHARACTER EMOJIS

Make a list of ten characters from the book. Then, choose and draw an emoji face that represents the character. Explain why you chose the emoji you did for each character. Below are some you can choose from, or use others you know about!



Part of the book:	Emoji	Why did you choose this emoji?

Book Title: _____

TIMELINE

Create a timeline of events that happened in the book. Start at the beginning and work your way through the end. Include any important or happenings. memorable






Book Title: _____

SYMBOL SUMMARY

Summarize the book by drawing 5 symbols or images inside the circle. They should be something meaningful from the book. Then, explain why you chose each one to represent an important part of the book.






Book Title: _____

SIMILAR BOOKS


Have you read a book similar to this one or by the same author? What connections can you make between the books and characters? Compare and contrast them. How are they similar? List the ways they're similar in the middle. How are they different? List their differences on the sides of the books.



Book Title: _____

INTERVIEW A CHARACTER

Choose a character you'd like to interview. Write out 5 questions to ask him or her. Then, put yourself in their shoes and *answer* the questions how you think they might.



An Interview with _____

Book Title: _____

THEME SONG



Write a theme song for the main character. Think about their personality and things they did in the book to help inspire you.

A Theme Song for: _____

Song Title: _____

Z

Book Title: _____

AUTHOR RESEARCH

Research the author of the book. Find out why they became an author, what inspired their book, and what other books they've written. Create a poster about the author.

Author's Name:

What was their life like growing up?

Why did they become an author?

What inspired them to write this book?

What other books have they written?

A fun fact about them:



Book Title: _____

THE SECRET SEQUEL

Write a short sequel to the book. What would happen to the old characters? Would there be new characters? You get to be creative!